

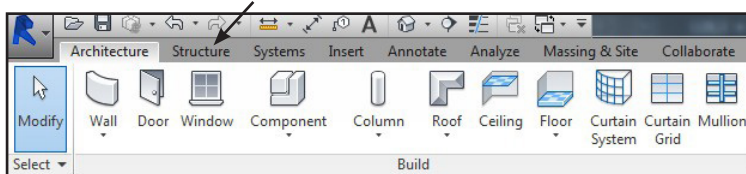
# Brugervejledning

Brugervejledning og sortimentsoversigt  
til Rationels Revit filer til BIM

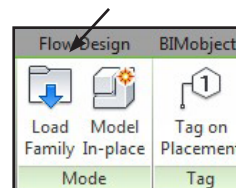
# RATIONEL AURAPLUS PREMIUM Filer

Sådan bruger du Rationel Auraplus Premium filer.

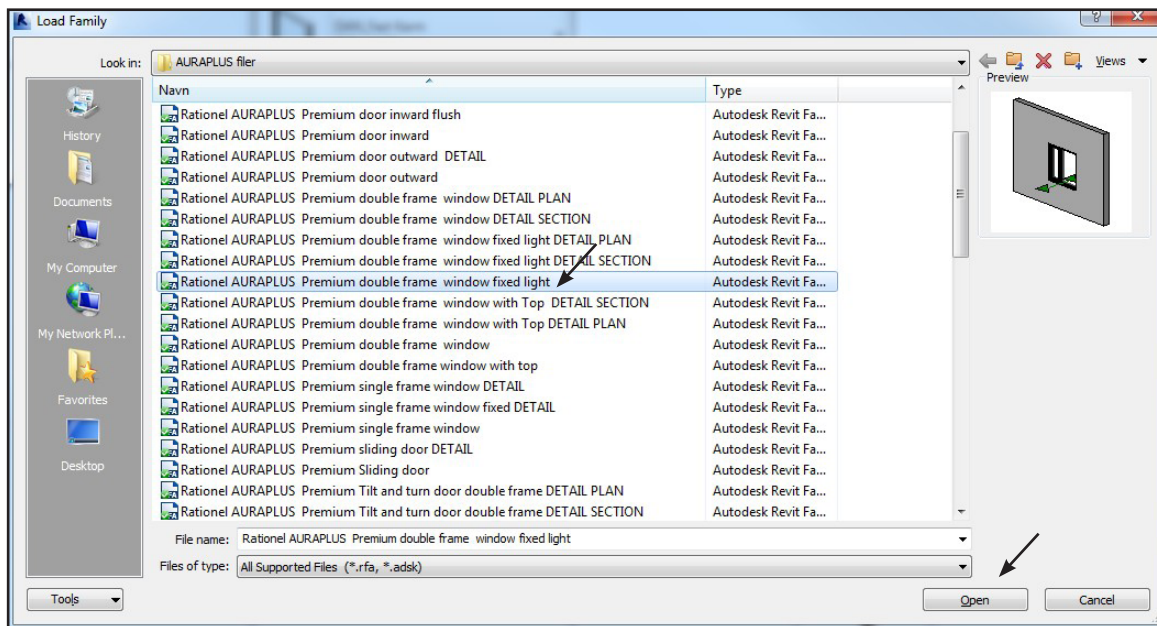
Åben et ny Project og tegn en væg eller brug et eksisterende Project.



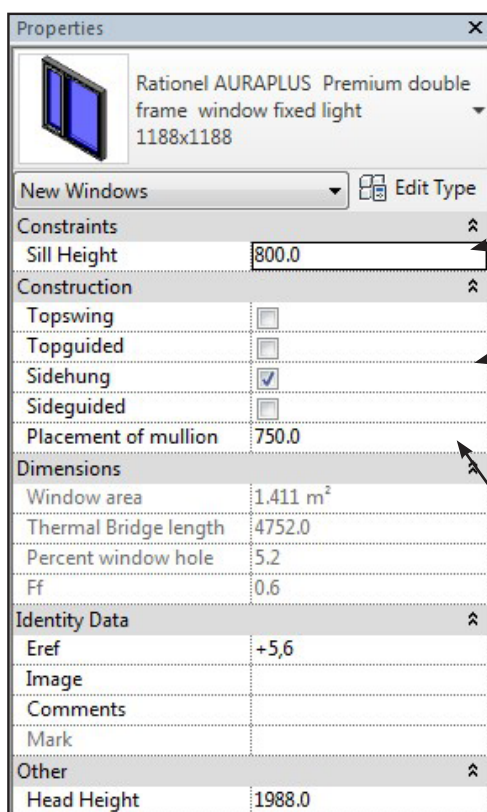
Vælg Architecture - Window.



Klik Load Family

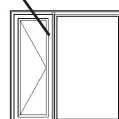
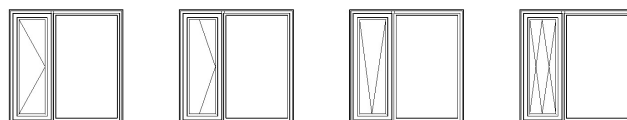


I dette eksempel er Rationel AURAPLUS Premium double frame window fixed light anvendt.




Indstil brystningshøjden på vinduet i væggen. Denne er målt fra det Level du har placeret vinduet i og op til underkanten af vinduet.

Bestem hvilken åbningstype du ønsker vinduet skal have. Dette vil være synligt i opstalten.



Bestem placeringen af lodposten i vinduet. Afstanden er målt fra højre side af vinduet, set i opstalt.

I Properties kan man vælge mellem forskellige indstillinger.



Rational AURAPLUS Premium double  
frame window fixed light  
1188x1188

Windows (1)
Edit Type

Constraints

Level(06) Tag
Sill Height3000.0

Construction

Topswing
Topguided
Sidehung
Sideguided
Placement of mullion750.0

Dimensions

NotePlease note that the ...
Window area1.411 m<sup>2</sup>
Thermal Bridge length4752.0
Percent window hole5.2
Ff0.6

Identity Data

Eref+2,7
Image
Comments
Mark52

Phasing

Phase CreatedNew Construction
Phase DemolishedNone

Other

Head Height4188.0

Trykker du Edit Type får du endnu flere indstillinger - se næste side.

Please note that the min./max. dimensions are indicative. The weight and constructional characteristics of the glass may in some cases mean that the element is not available in the requested size. Please contact Rational, if you require element sizes that are marginal as to the min./max. dimensions.

Vær opmærksom på at alle vinduer og dører er udarbejdet med en størrelsesbegrænsning. Grundet produktionen af elementet. Er du i tvivl om det kan lade sig gøre at producere i den ønskede størrelse. Kontakt da Rational for afklaring.

**Type Properties**

Family: Rational AURAPLUS Premium double frame windi Load...

Type: 1188x1188 Duplicate... Rename...

**Type Parameters**

Parameter	Value
<b>Constraints</b>	
Desire Width	1188.0
Desire Height	1188.0
<b>Construction</b>	
Wall Closure	By host
Construction Type	
<b>Materials and Finishes</b>	
Interior Frame	RATIONEL Hvid Ral 9010 Pure White
Exterior Frame	RATIONEL Cremehvid Ral 9001 Cream
Glass	Glass
<b>Dimensions</b>	
Wall closure	150.0
Rough Width	1212.0
Rough Height	1212.0
Placement in wall	50.0
Joint	12.0
Height	1188.0
Width	1188.0
<b>Identity Data</b>	
Comment	The energy value calculation is based
URL	http://www.rationel.com
U-Value	0,79
Model	RATIONEL AURAPLUS Premium,
Gg	0,39
Manufacturer	RATIONEL
Fire Escape	no
Type Image	
Keynote	
Type Comments	
Description	
Assembly Code	
Cost	
Assembly Description	
Type Mark	84
OmniClass Number	23.30.20.00
OmniClass Title	Windows
<b>IFC Parameters</b>	
Operation	
<b>Analytical Properties</b>	
Analytic Construction	<None>
Visual Light Transmittance	
Solar Heat Gain Coefficient	
Thermal Resistance (R)	
Heat Transfer Coefficient (U)	
<b>Other</b>	
Default Sill Height	800.0

<< Preview OK Cancel Apply

Husk at tage en kopi hvis du laver ændringer.

Størrelsen på vinduet kan ændres her. Husk at navngive din nye kopi, så det giver mening i forhold til størrelsen af vinduet.

Skift materialer på elementet her.

Kuldebrosafbrydelsens størrelse bestemmes her.

Info om størrelsen på vinduet inkl. fuger. (Murhullet)


Placering af vinduet i væggen, målt fra ydersiden af ydervæggen.

The energy value calculation is based on our window systems, starting with a 1-leaf hinged reference window with the standard size 1230mm x 1480mm. In case you need the exact value for each window type and size, we have to make a specific offer for the given model and size – please contact Rationel Vinduer for further information.

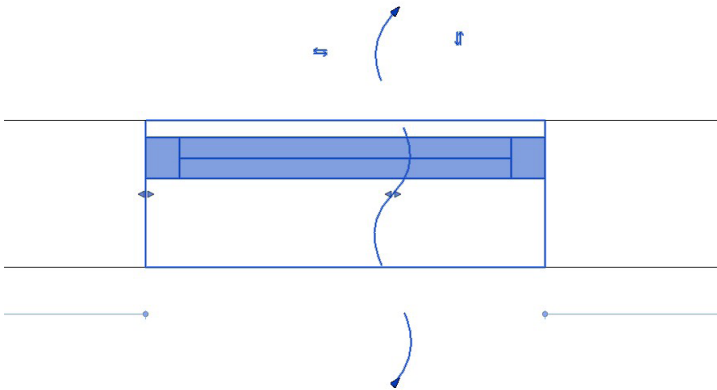
Info til energiberegningerne kan findes under Identity Data, her findes også ovenstående kommentar, som betyder:

"Energiværdierne er beregnet ud fra vores vindues-systemer, med udgangspunkt i et 1-fløjet oplukkeligt referencevindue i standardstørrelsen 1230 mm x 1480 mm. Ønskes den eksakte værdi for den enkelte vinduestype og størrelse oplyst skal et konkret tilbud udarbejdes på den givne model og størrelse – kontakt Rationel Vinduer for flere oplysninger."



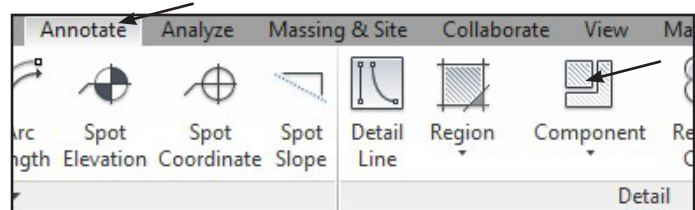


I plantegningen og i snittegningen vil vinduet være helt simplificeret og der vil ikke være mulighed for at ændre på detaljeringsniveauet, uanset om der vælges Coarse, Medium eller Fine i Detail Level.

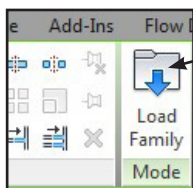


Markeres elementet vil man kunne se en bølget pil igennem vinduet. Dette er en Room Calculation Point, som kan bruges, når man laver skemaer, til at vise hvilket rum nummer vinduet er placeret i. Eller hvis man arbejder med en indvendig dør, kan den fortælle hvilke rum døren går til og fra.

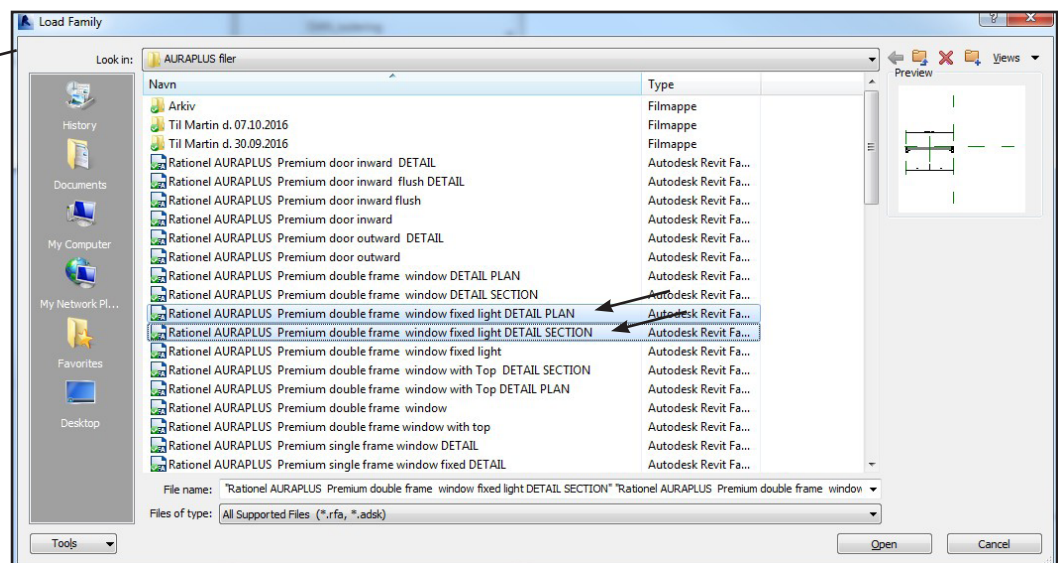
Hvis man gerne vil have et mere detaljeret vindue, findes der en Detail Component til elementet. Nogle filer vil have 2 filer, en til plan og en til snit, andre har kun 1. Hvor både snit og plan detalje af vinduet kan vises.



Klik Annotate - Component.

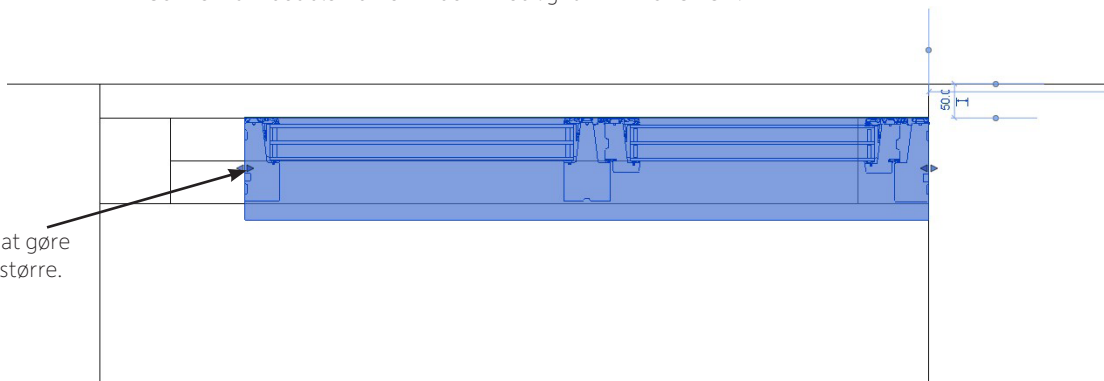


Load Family

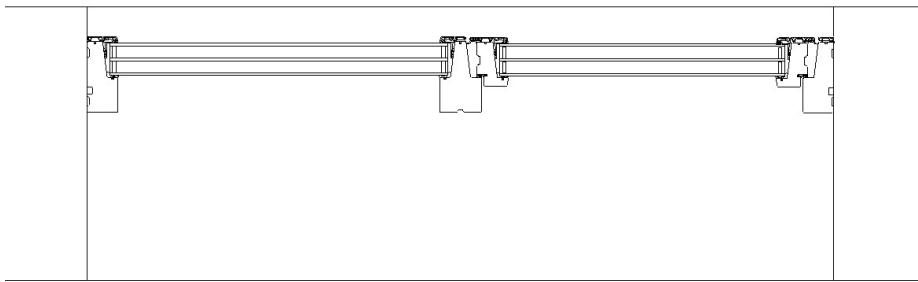


Find frem til den detalje du vil anvende. Du kan loadere mere end en ad gangen, det er blot vigtigt at det er detaljer og ikke vinduer du loader, når du står i Component kategorien. Detaljer tilhørende vinduet i dette eksempel er: Rational AURAPLUS Premium double frame window fixed light DETAIL PLAN og Rational AURAPLUS Premium double frame window fixed light DETAIL SECTION.

Træk for at gøre detaljen større.



Så snart filerne er loadet ind, kan de placeres ovenpå vinduet i fx en plantegning.



Når detaljen er lige så stor som vinduet, vil den dække vinduet fuldstændigt.

Rationel AURAPLUS Premium double  
frame window fixed light DETAIL P...

Detail Items (1)

Edit Type

Construction

149 mm Frame

☐

Mullion

☒

123 mm Frame

☒

Dimensions

Width

1212.0

Identity Data

Image

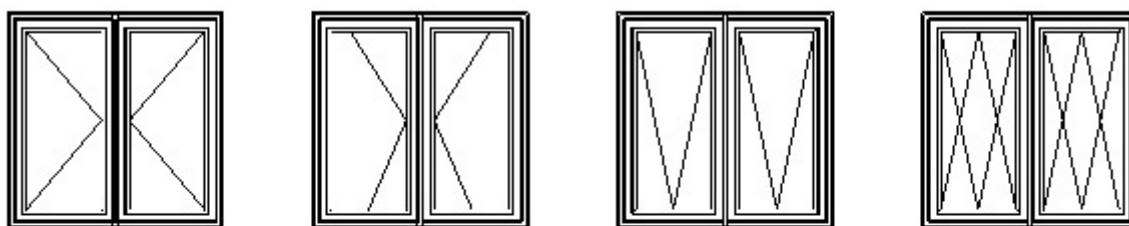
Comments

Mark

I Properties vil du kunne vælge mellem en 149 mm ramme eller en 123 mm ramme.

I andre filer vil der kunne forekomme andre vælgmuligheder.


## Rationel Auraplus Premium double frame window



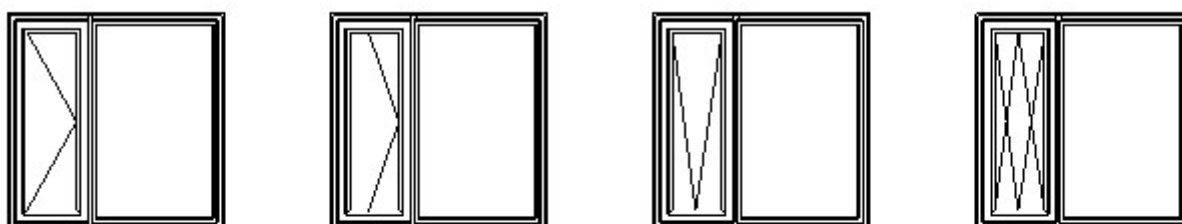
### Rationel Auraplus Premium double frame window DETAIL PLAN



### Rationel Auraplus Premium double frame window DETAIL SECTION




## Rationel Auraplus Premium double frame window fixed light



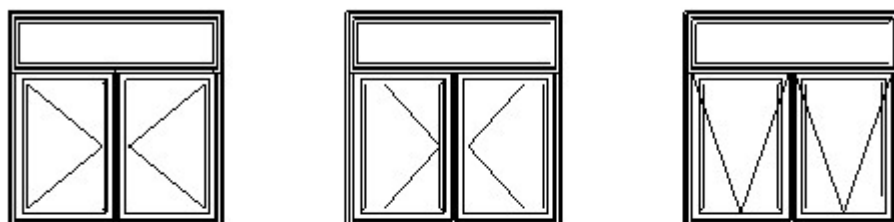
### Rationel Auraplus Premium double frame window fixed light DETAIL PLAN



### Rationel Auraplus Premium double frame window fixed light DETAIL SECTION



Rationel Auraplus Premium double frame window with top



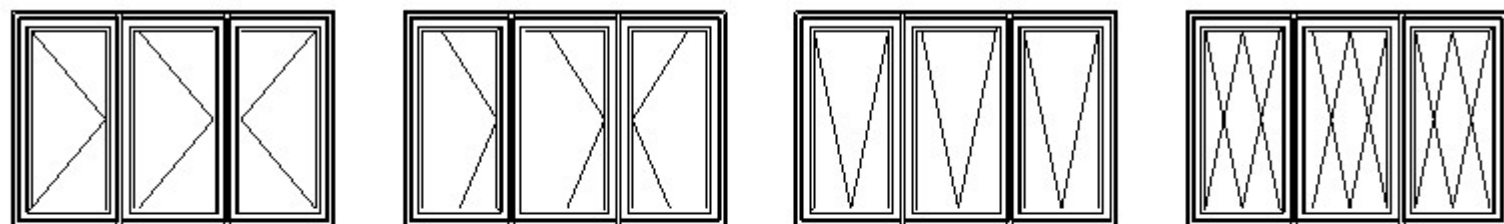
Rationel Auraplus Premium double frame window with top DETAIL PLAN



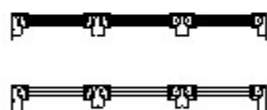
Rationel Auraplus Premium double frame window with top DETAIL SECTION



Rationel Auraplus Premium triple frame window



Rationel Auraplus Premium triple frame window DETAIL PLAN

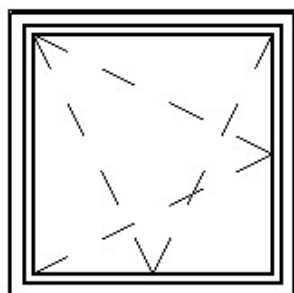


Rationel Auraplus Premium triple frame window DETAIL SECTION





## Rationel Auraplus Premium Tilt and turn single frame window




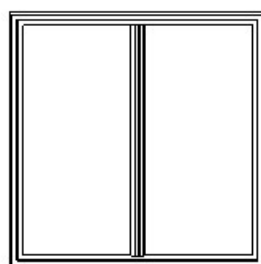

## Rationel Auraplus Premium Tilt and turn single frame window



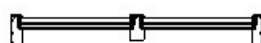
Min. og Max. højde og bredde: Height: 510-2400, Width: 500-1300

---

## Rationel Auraplus Premium single frame window fixed

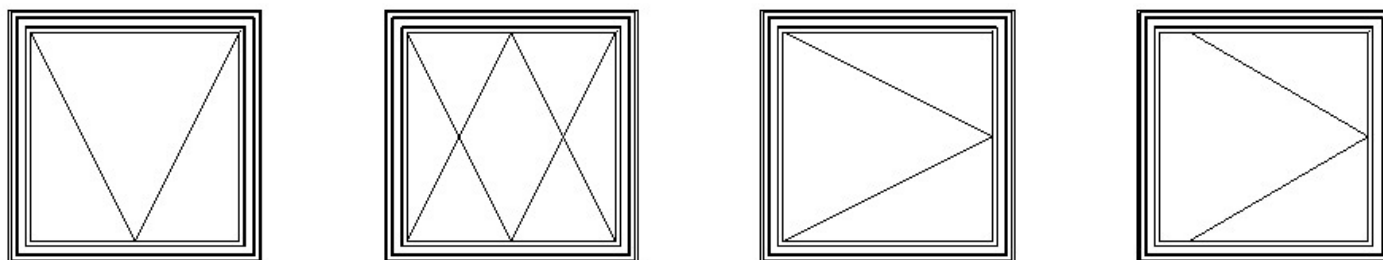


## Rationel Auraplus Premium single frame window fixed



Min. og Max. højde og bredde: Height: 250-3000, Width: 250-3000

## Rationel Auraplus Premium Window single frame



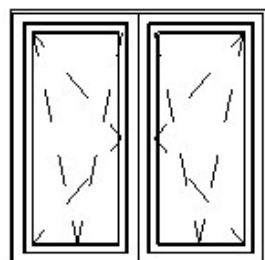
## Rationel Auraplus Premium Window single frame DETAIL PLAN



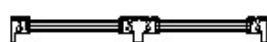
Min. og Max. højde og bredde: Height: 380-1598, Width: 358-1788

---

## Rationel Auraplus Premium Tilt and turn double frame window



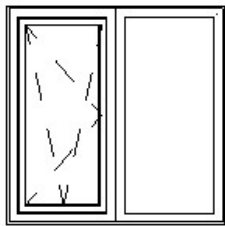
## Rationel Auraplus Premium Tilt and turn double frame window DETAIL PLAN




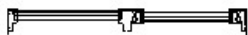
## Rationel Auraplus Premium Tilt and turn double frame window DETAIL SECTION



## Rationel Auraplus Premium Tilt and turn double frame window fixed light



### Rationel Auraplus Premium Tilt and turn double frame window fixed light DETAIL PLAN

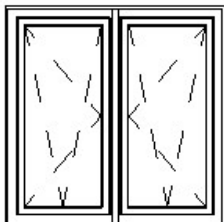


### Rationel Auraplus Premium Tilt and turn double frame window fixed light DETAIL SECTION

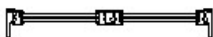
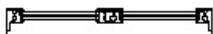


---

## Rationel Auraplus Premium Tilt and turn double frame window\_Loose mullion



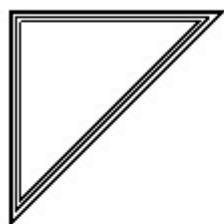
### Rationel Auraplus Premium Tilt and turn double frame window\_Loose mullion DETAIL PLAN



### Rationel Auraplus Premium Tilt and turn double frame window\_Loose mullion DETAIL SECTION



Rationel Auraplus Premium triangle H



Rationel Auraplus Premium triangle H DETAIL



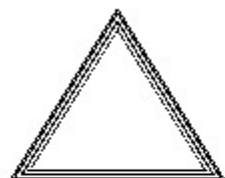
Rationel Auraplus Premium triangle



Rationel Auraplus Premium triangle DETAIL



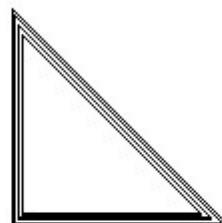
Rationel Auraplus Premium triangle v\_h



Rationel Auraplus Premium triangle v\_h DETAIL




Rationel Auraplus Premium triangle left



Rationel Auraplus Premium triangle left DETAIL



## Rationel Auraplus Premium ventilated panel



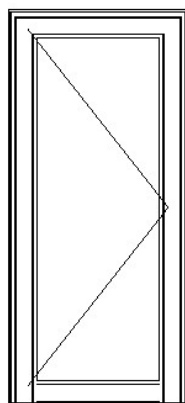
## Rationel Auraplus Premium ventilated panel DETAIL



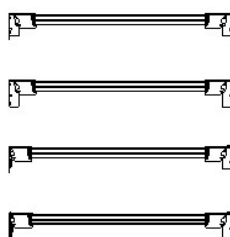
Min. og Max. højde og bredde: Height: 380-1598, Width: 358-1798

---

## Rationel Auraplus Premium door outward

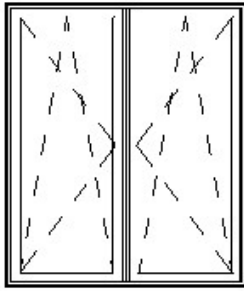


## Rationel Auraplus Premium door outward DETAIL

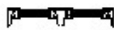


Min. og Max. højde og bredde:  
Height: 1700-2500, Width: 650-1200

Rationel Auraplus Premium Tilt and turn door double frame



Rationel Auraplus Premium Tilt and Turn door double frame  
DETAIL

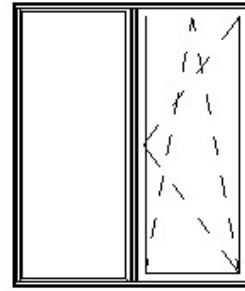


Rationel Auraplus Premium Tilt and Turn door double frame  
DETAIL SECTION




Min. og Max. højde og bredde:  
Height: 1800-2200, Width: 1000-2000

Rationel Auraplus Premium Tilt and Turn door double frame fixed light



Rationel Auraplus Premium Tilt and Turn door double frame fixed light  
DETAIL

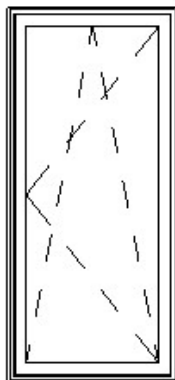


Rationel Auraplus Premium Tilt and Turn door double frame fixed light  
DETAIL SECTION



Min. og Max. højde og bredde:  
Height: 1800-2200, Width: 1000-2000

Rationel Auraplus Premium Tilt and Turn door

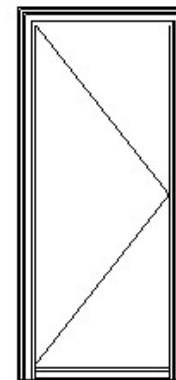


Rationel Auraplus Premium Tilt and Turn door tilt and turn  
DETAIL



Min. og Max. højde og bredde:  
Height: 1800-2400, Width: 500-1000

Rationel Auraplus Premium window door outward



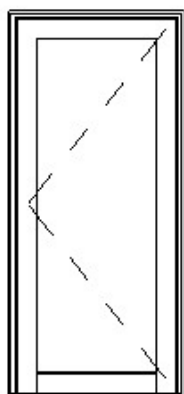
Rationel Auraplus Premium window door outward  
DETAIL



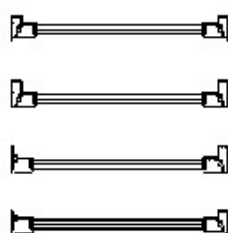
Min. og Max. højde og bredde:  
Height: 1200-2400, Width: 500-1700



Rationel Auraplust Premium door inward

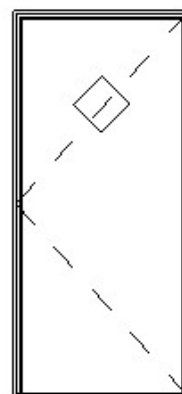


Rationel Auraplust Premium door inward  
DETAIL

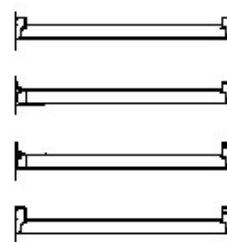


Min. og Max. højde og bredde:  
Height: 1700-2500, Width: 650-1200

Rationel Auraplust Premium door inward flush

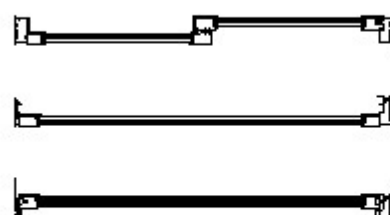
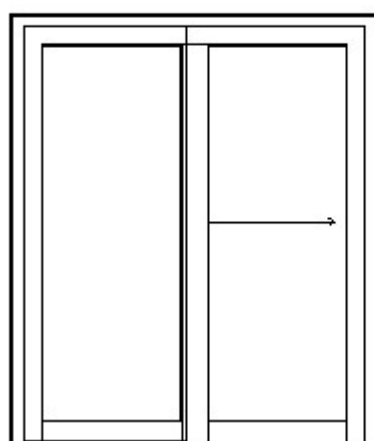


Rationel Auraplust Premium door inward flush  
DETAIL



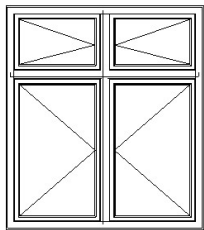
Min. og Max. højde og bredde:  
Height: 1700-2500, Width: 650-1200

Rationel Auraplust Premium sliding door



Min. og Max. højde og bredde:  
Height: 1803-2388, Width: 1788-3588

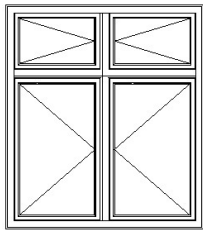
Rationel Forma Premium window double casement side opening



Rationel Forma Premium window double casement side opening  
DETAIL



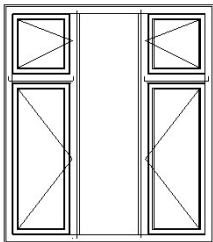
Rationel Formaplus Premium window double casement side opening



Rationel Formaplus Premium window double casement side opening  
DETAIL



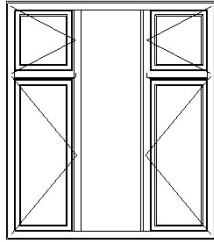
Rationel Forma Premium window Triple casement side opening



Rationel Forma Premium window Triple casement side opening  
DETAIL



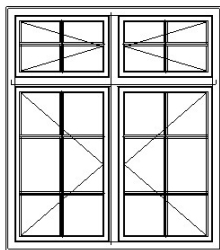
Rationel Formaplus Premium window Triple casement side opening



Rationel Formaplus Premium window Triple casement side opening  
DETAIL



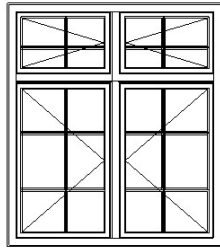
Rationel Forma Premium window 4 casement side opening



Rationel Forma Premium window 4 casement side opening  
DETAIL



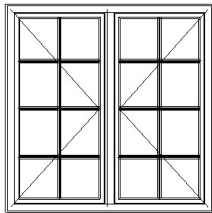
Rationel Formaplus Premium window 4 casement side opening



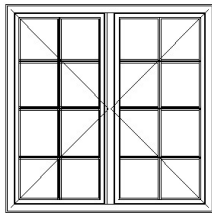
Rationel Formaplus Premium window 4 casement side opening  
DETAIL



Rationel Forma Premium window double casement side opening with glazing bars



Rationel Formaplus Premium window double casement side opening with glazing bars



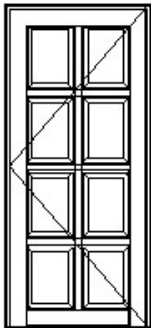
Rationel Forma Premium window double casement side opening with glazing bars DETAIL




Rationel Formaplus Premium window double casement side opening with glazing bars DETAIL



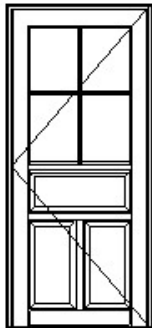
Rationel Forma Premium entrance door inward with glass



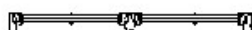
Rationel Forma Premium entrance door inward with glass DETAIL



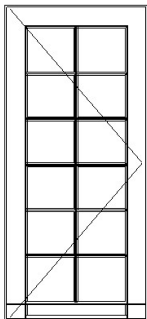
Rationel Forma Premium entrance door inward



Rationel Forma Premium entrance door inward DETAIL



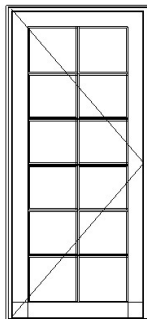
Rationel Forma Premium terrace door with glazing bars outward



Rationel Forma Premium terrace door with glazing bars outward DETAIL



Rationel Formaplus Premium terrace door with glazing bars outward



Rationel Formaplus Premium terrace door with glazing bars outward DETAIL





## Drevet af detaljen

Vi har elsket vinduer og døre i mere end 60 år. For det blotte øje er vinduer og døre måske ens. Sådan er det ikke for os. Vi ser forskellen.

Den flotte finish i fingerskarret træ. Harmonien når vinduerne passer perfekt til husets facade, fordi de er designet med respekt for historiens byggestile.

Umagen har bidraget til, at vi er Danmarks foretrukne leverandør af facadevinduer. Det gør os stolte og minder os om, at det er detaljerne, der skaber helheden.

Der er mange vinkler på detaljen, og det handler om mere end fysiske produkter. Det handler også om, at mennesker mødes, og muligheder opstår. Nye døre åbnes og horisonten udvides.

Derfor er vi drevet af detaljen.